



Test Proposal

41° WorldSkills Competition

London / GB 2011

Trade 27
Jewellery

BRASIL

Test Project for Jewellery

INTRODUCTION

The objective of this test project is that the competitor should complete each of the four exercises. Each exercise consists of the manufacture of a finished jewellery component, which will be marked independently.

The final result will be the total of all criterion for the four exercises.

The four finished components joined together produce a single piece of jewellery, only after marking, thus allowing the marking process to be anonymous.

DESCRIPTION OF PROJECT AND TASKS

Day 1:

- Before the beginning of the Day 1 the competitor will be given the permitted metal (solders included) for all four exercises, for examination.
- One hour before beginning the first module he will receive the drawings and instructions for all four exercises.
- At the beginning of Day 1, the competitor may begin work on any or all of the four exercises.
- At the end of Day 1 he must hand over the completed or uncompleted jewellery component for exercise 1 (for marking) and all remaining metal (for storage).

Day 2

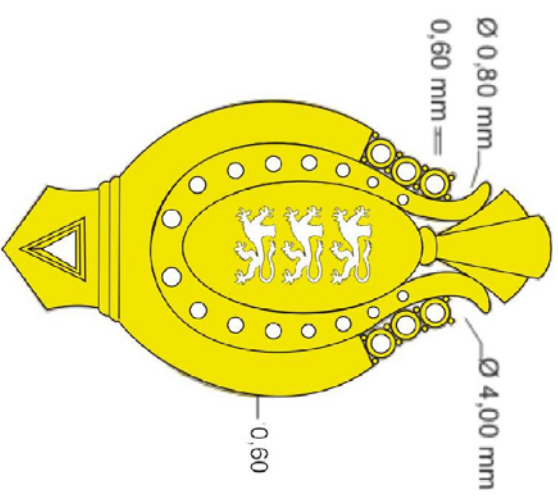
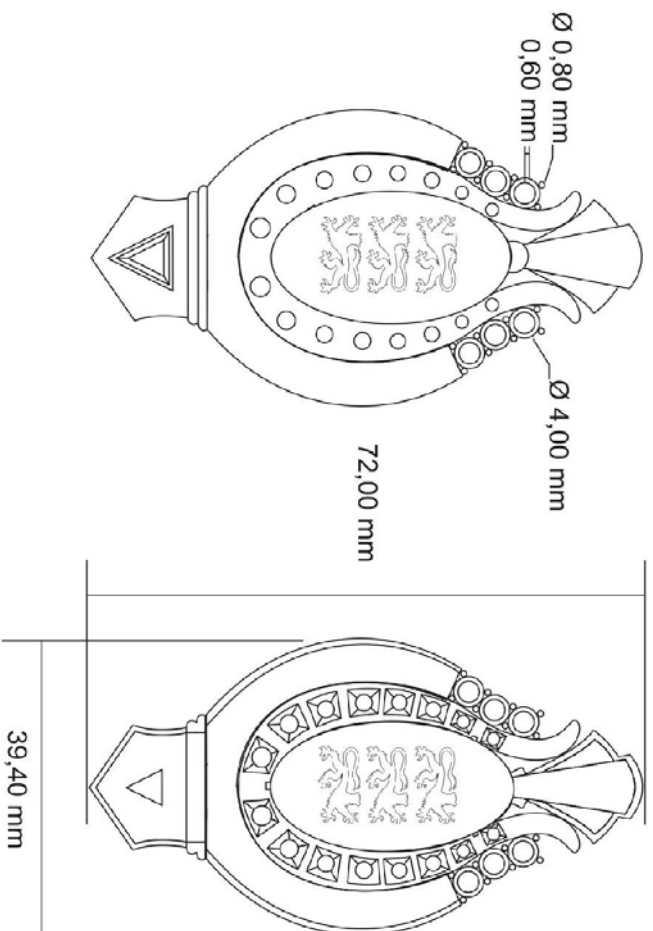
- Before the beginning of Day 2, the competitor will be given the metal remaining from Day 1.
- At the beginning of Day 2, the competitor may begin work on any or all of the three remaining exercises.
- At the end of Day 2 he must hand over the completed or uncompleted jewellery component for exercise 2 (for marking) and all remaining metal (for storage).

Day 3

- Before the beginning of Day 3, the competitor will be given the metal remaining from Day 2.
- At the beginning of Day 3, the competitor may begin work on any or all of the two remaining exercises.
- At the end of Day 3 he must hand over the completed or uncompleted jewellery component for exercise 3 (for marking) and all remaining metal (for storage).

Day 4

- Before the beginning of Day 4, the competitor will be given the metal remaining from Day 3.
- At the beginning of Day 4, the competitor may begin work on exercise 4.
- At the end of Day 4 he must hand over the completed or uncompleted jewellery component for exercise 4 for marking) and all remaining metal and filings.



PENDENT 18k GOLD

MATERIALS

Roundtube	Ø 4,00mm x 30,00mm x 0,60mm
Wire	Ø 0,80mm x 200,00mm
Squarewire	▣ 1,50mm x 200,00mm
Sheet	30,00mm x 50,00mm x 1,30mm
Rectangle	▣ 4,00mm x 1,50mm x 90,00mm
Rectangle	▣ 1,10mm x 7,00mm x 35,00mm



worldskills
BRASIL



Scale 1 : 1

Jewellery Trade 27

Test Project

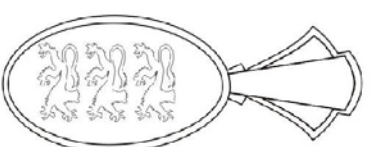
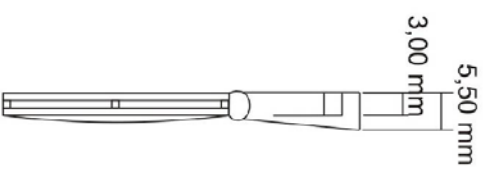
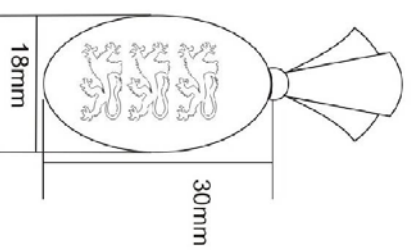
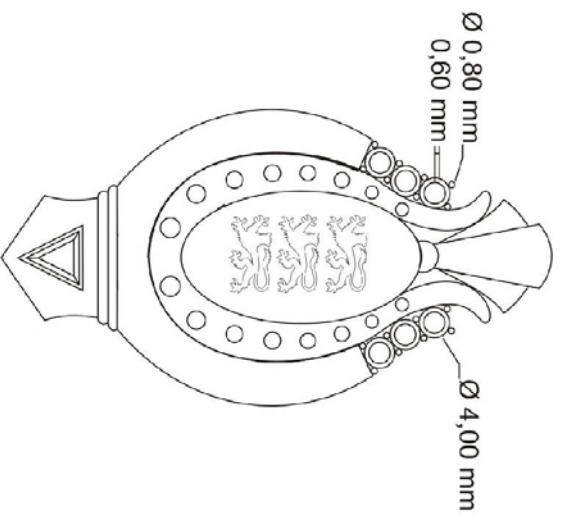
London

Date: 2011

Paper: A4

Description: 22 hours modular test project

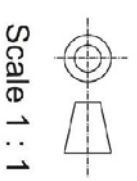
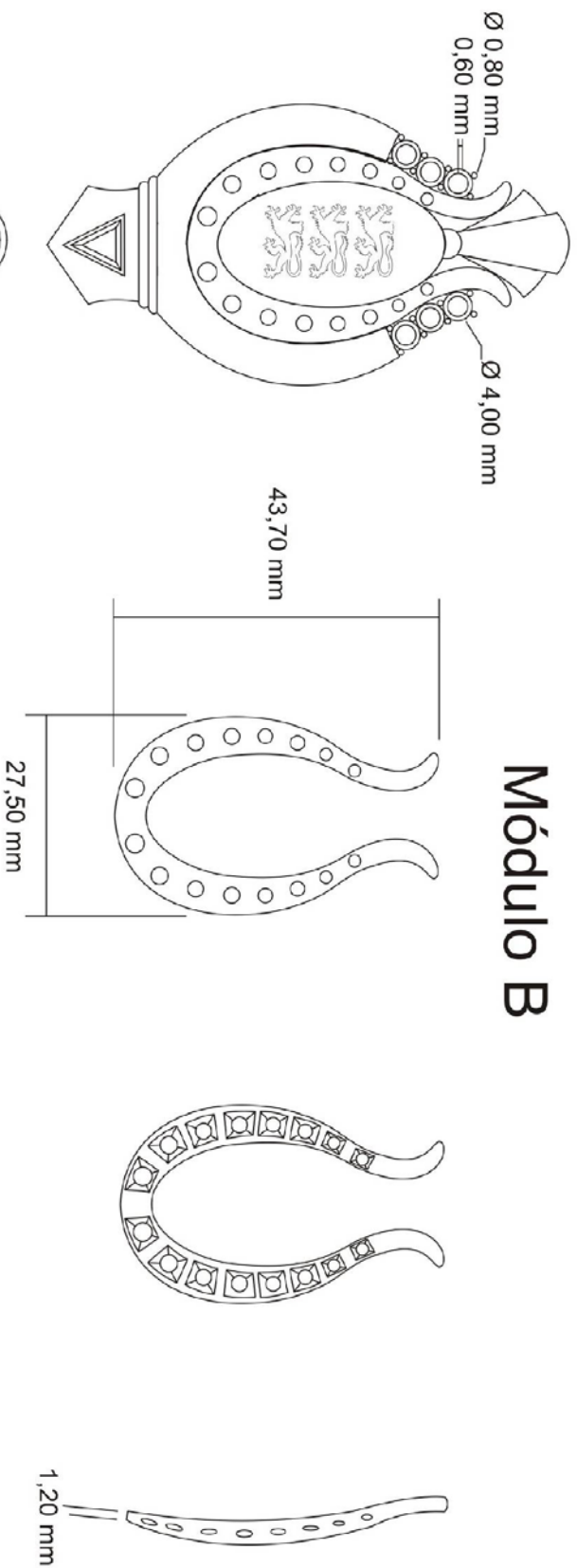
Módulo A


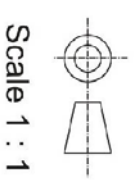


Scale 1 : 1

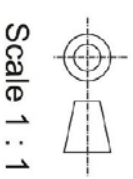
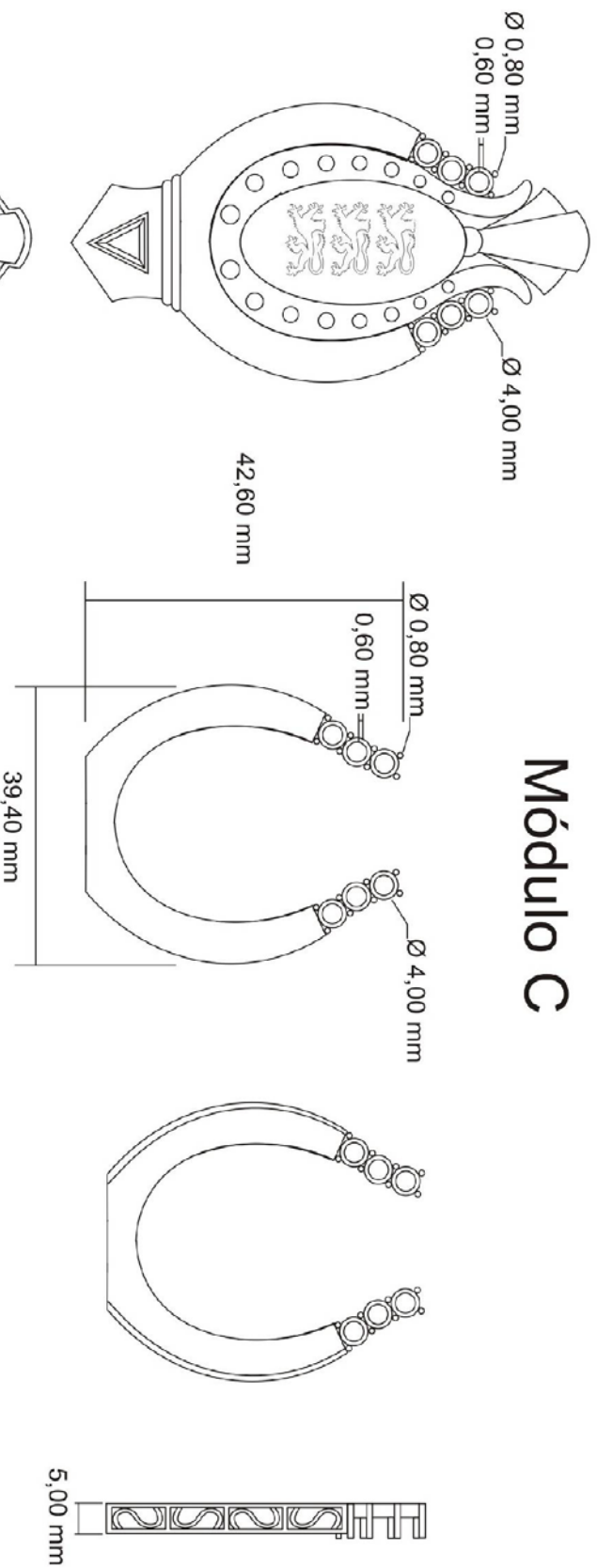
		 Scale 1 : 1
Jewellery Trade 27	Test Project	
London	Date: 2011	Paper: A4
Description: 6 hours modular test project		

Módulo B



			
Jewellery Trade 27		Test Project	
London	Date: 2011	Paper: A4	
Description: 6 hours modular test project			

Módulo C



Jewellery Trade 27

Test Project

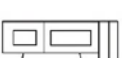
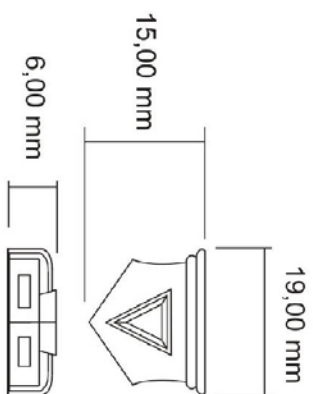
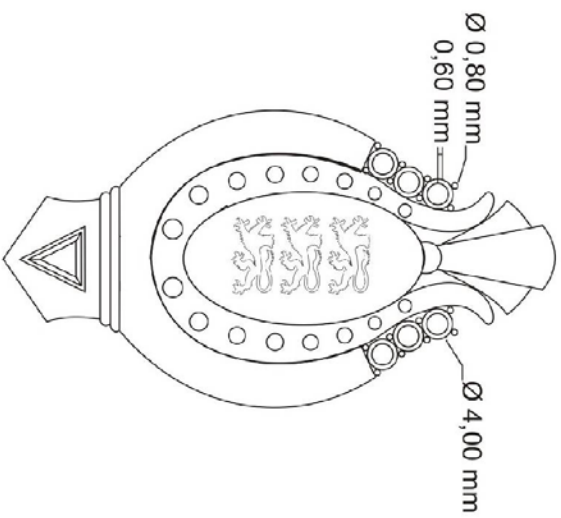
London

Date: 2011

Paper: A4

Description: 5 hours modular test project

Módulo D



Scale 1 : 1

			
Jewellery Trade 27		Test Project	
London	Date: 2011	Paper: A4	
Description: 5 hours modular test project			

Marking System

	Criterion A	Criterion B	Criterion C	Criterion D	Criterion E	Criterion F	Marks Module
Module A	6,00	7,00	8,00	2,00	4,50	2,50	30,00
Module B	7,00	6,00	0,00	2,00	4,50	2,50	22,00
Module C	6,00	4,00	5,00	3,00	4,50	2,50	25,00
Module D	6,00	2,00	5,00	3,00	4,50	2,50	23,00
Mark Avarð	25,00	19,00	18,00	10,00	18,00	10,00	100,00